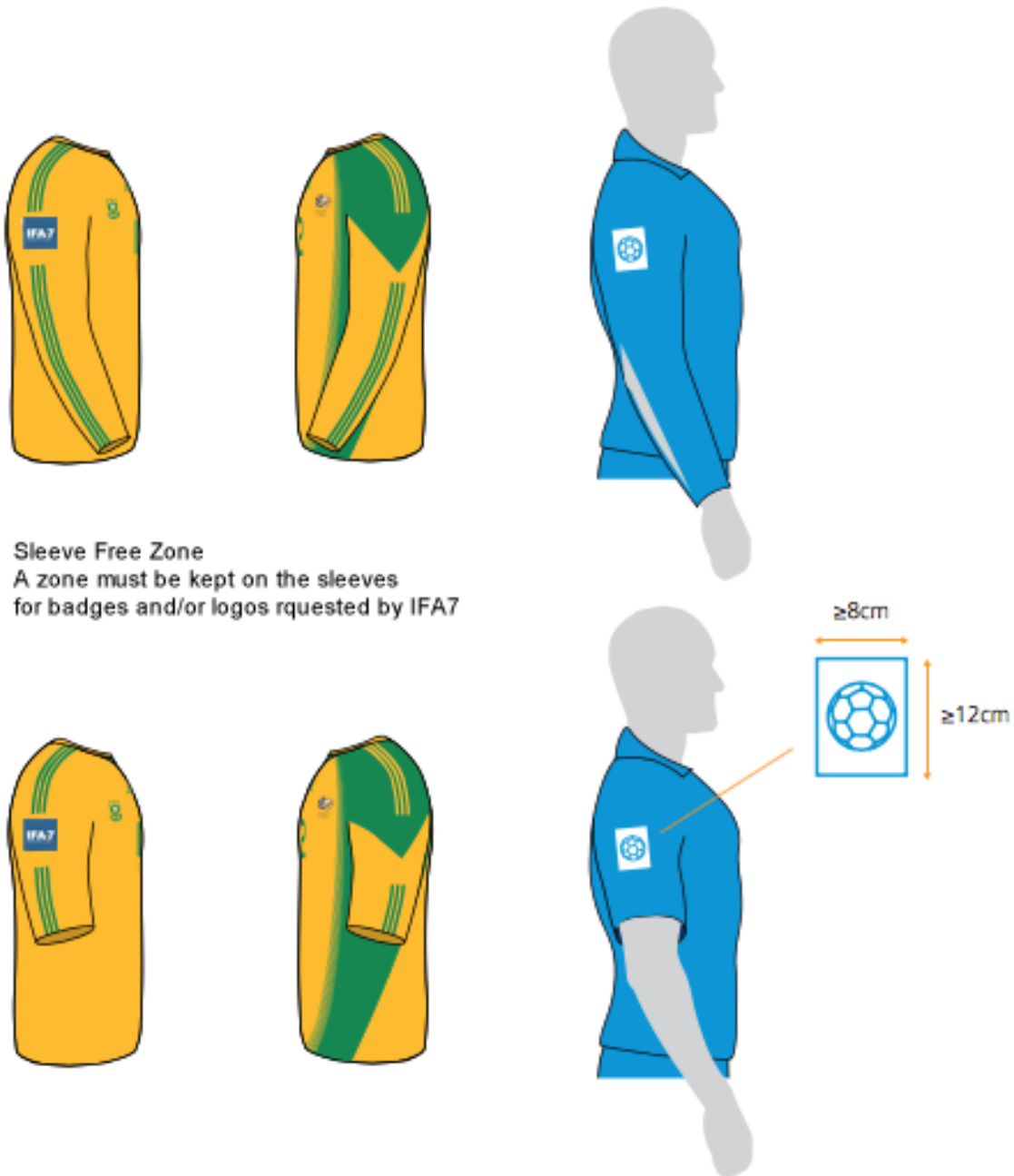


A space needs to be kept free on each sleeve of the shirt, where no Manufacturer's Identification or any type of identification of the Member Association may be displayed. This Sleeve Free Zone is exclusively reserved for specified badges for IFA7 identification purposes. No other elements shall be positioned immediately adjacent to the badges exclusively provided by the IFA7.

The Sleeve Free Zone on each sleeve must be at least 12cm high, 8cm wide and be centered between the Shoulder Point and the Elbow Point.



Subject to the restrictions set out in art. displayed below in relation to the respective Playing Equipment item, Member Associations may display the following types of Member Association-related identification on their Playing Equipment:

- a)** Official Member Association Emblem;
- b)** Official Member Association Mascot;
- c)** Official Member Association Symbol;
- d)** Official Member Association Name;
- e)** National Team Nickname;
- f)** Country Name;
- g)** National Flag; and
- h)** other marks and insignia (as described in art. 15-18 below) as applicable to the Member Association.

1.2 Any type of identification of the Member Association listed in art. 10 par. 1 above must be registered with FIFA and may not contain or stylized, or by any other means give the impression of, any Manufacturer's Identification or other elements which, in FIFA's reasonable discretion, create an association with a sponsor or Manufacturer (e.g. slogans), design features or other elements.

1.3 Except for the National Flag, which must be used in its geometric form and according to its correct proportions, there are no restrictions on the shape of any type of identification of the Member Association listed in art. 10 par. 1 above.

1.4 Any type of identification of the Member Association listed in art. 10 par. 1 above may be printed, embroidered or sewn on as a badge. Any identification of the Member Association shall be attached permanently to the Playing Equipment. No such identification of the Member Association may be attached with Velcro or other temporary means.

1.5 Any type of identification of the Member Association listed in art. 10 par. 1 above must not interfere with other elements of the Playing Equipment identifying the Player (i.e. Player's number) and must not impede the clear distinction of the Players and the opposing team.

1.6 The terms and conditions of art. 10-14 shall not apply to Manufacturer's Identification, which is specifically governed by Chapter VI below.

2 Identifications on shirts

2.1 Subject to the restrictions set out in art. 11 par. 2-5 below, Member Associations may display the identifications of the Member Association listed in art. 10 par. 1 above on the front and the back of the shirt, in the Collar Zone and on the sleeves.

2.2 On the front of the shirt, Member Associations may display the following identifications of the Member Association no more than once per type of identification:

- a)** Official Member Association Emblem;
- b)** either Official Member Association Mascot or Official Member Association Symbol;
- c)** Official Member Association Name;
- d)** either Country Name or National Team Nickname;
- e)** National Flag; and/or
- f)** other marks and insignia as applicable to the Member Association.

These identifications of the Member Association may be positioned at chest level on the front of the shirt only and shall not limit the legibility of the number positioned on the front of the shirt. The Member Association is entitled to determine the exact locations of these identifications at its sole discretion, whereas in the event that the Member Association has chosen to display the Official Member Association Emblem and the Country Name, those identifications are required to be adjacent to each other.

2.3 On the back of the shirt, the Official Member Association Emblem may appear once on the bottom of each figure of the number as set out in art. 6 par. 8 above.

2.4 In the Collar Zone (whether inside or outside of the collar) on the back of the shirt only, in a centered position, Member Associations may display one single identification of the Member Association to be chosen among:


- a)** Official Member Association Name;
- b)** Official Member Association Symbol;
- c)** Country Name;
- d)** National Flag; or
- e)** National Team Nickname.

No identification of the Member Association may be displayed in that part of the Collar Zone (whether inside or outside) located on the front or side of the shirt.

2.4 – 2.7

The following member Association identifications may be displayed on the shirt according to the following maximum measurements (*not including identifications in the Collar Zone*)

- Official Member Association Emblem: 100cm²
- Official Member Association Mascot: 100cm²
- Official Member Association Symbol: 100cm²
- Official Member Association Name: 12cm² (lettering 2cm maximum in height)
- National Team Nickname: 12cm² (lettering 2cm maximum in height)
- Country Name: 12cm² (lettering 2cm maximum in height)
- National Flag: 25cm²



2.5 On each sleeve of the shirt, between the Shoulder Point and the Elbow Point, Member Associations may display only the National Flag once, whereas the Sleeve Free Zone must be respected on the left and right sleeve, irrespective of whether the shirt has long or short sleeves.

2.6

In the Collar Zone of the shirt the Member Association Name, Symbol, Country Name, National Flag or National Team Nickname may Appear in a maximum size of 15cm²



2.6 In relation to identifications of the Member Association located on the shirt, the following measurements must be observed:

a) Official Member Association Emblem:

max. of 100cm², subject to the prevailing terms and conditions of art. 6 par. 9 above with respect to the numbering;

max. of 100cm²;

max. of 100cm²;

max. of 12cm²;

max. of 12cm²;

max. of 12cm²;

max. of 25cm²; and

b) Official Member Association Mascot:

c) Official Member Association Symbol:

d) Official Member Association Name:

e) National Team Nickname:

f) Country Name:

max. of 15cm².

g) National Flag:

h) Official Member Association Name, Official Member Association Symbol, Country Name, National Flag and the National Team Nickname used in the Collar Zone

The measurements for any other marks and insignia as applicable to the Member Association are described in art. 15-18 below.

2.7 Any letters used for the Official Member Association Name, the National Team Nickname and/or the Country Name must not exceed 2cm in height.

3 Identifications on shorts

3.1 Member Associations may display the following identifications no more than once per identification:

- a) Either Official Member Association Emblem or Official Member Association Symbol;
- b) Official Member Association Name; and/or
- c) either National Flag or Country Name.

3.2 Any identification of a Member Association may only be displayed on the front of the shorts, no identification of a Member Association may appear on the back, whereas the following identifications of the Member Association (if chosen) must be located adjacent to each other at the bottom of the same leg of the shorts:

- a) Either Official Member Association Emblem or Official Member Association Symbol; and/or
- b) Official Member Association Name or Country Name.

The National Flag or Country Name may either be displayed at the bottom of either leg or centered on the front waistband of the shorts. No Official Member Association Emblem, Official Member Association Symbol or Official Member Association Name may appear on the waistband of the shorts.

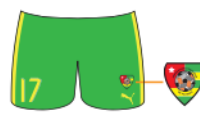
3.3 In relation to identifications located on the shorts, the following measurements must be observed:

- | | |
|--|---------------------------------|
| a) Official Member Association Emblem: | max. of 50cm ² ; |
| b) Official Member Association Symbol: | max. of 50cm ² ; |
| c) Official Member Association Name: | max. of 12cm ² ; |
| d) National Flag: | max. of 25cm ² ; and |
| e) Country Name: | max. of 12cm ² . |

3.4 Any letters used for the Official Member Association Name or Country Name must not exceed 2cm in height.



3.3 Emblem
max. 50cm²



3.3 Emblem
max. 50cm²



3.3 National Flag
max. 25cm²



3.3 Emblem
max. 50cm²

3.3 **3.4** Country Name
max. 12cm² and max. 2cm in height

3.2 – 3.4

On the front of the shorts on either leg the following Member Association identifications may be displayed according to the following maximum measurements:

- Official Member Association Emblem: 50cm²
- Official Member Association Symbol: 50cm²
- Official Member Association Name: 12cm² (lettering 2cm maximum in height)
- Country Name: 12cm² (lettering 2cm maximum in height)
- National Flag: 25cm²

4 Identifications on socks

4.1 Member Associations may display the same two identifications of the Member Association on both socks, to be chosen among:

- a) Either Official Member Association Emblem or Official Member Association Symbol;
- b) Official Member Association Name; and/or
- c) either National Flag or Country Name.

This type of identification of the Member Association may be freely positioned on the socks, whereas each such identification shall be displayed no more than once on each sock.

4.2 In relation to identifications of the Member Association located on the socks, the following measurements must be observed:

- a) Official Member Association Emblem: max. of 50cm²;
- b) Official Member Association Symbol: max. of 50cm²;
- c) Official Member Association Name: max. of 12cm²;
- d) National Flag: max. of 25cm²;
- e) Country Name: max. of 12cm².

4.3 Any letters used for the Official Member Association Name or Country

Name must not exceed 2cm in height.



4.1 4.3

Up to two Member Association identifications may be displayed on each sock (both socks must display the same identifications) according to the following maximum measurements:

- Official Member Association Emblem: 50cm²
- Official Member Association Symbol: 50cm²
- Official Member Association Name: 12cm² (lettering 2cm maximum in height)
- Country Name: 12cm² (lettering 2cm maximum in height)
- National Flag: 25cm²

5 Football boots

5.1 The provisions of FIFA Law 4 of the Laws of the Game apply to the use of football boots.

5.2 The Players of the same team may wear football boots of different Manufacturers and different visual appearance at their own discretion.

5.3 No outdoor studded boots are allowed under any circumstance at any time.

6 Shinguards

6.1 The provisions of FIFA Law 4 of the Laws of the Game apply to the use of shinguards.

6.2 The Players of the same team may wear shinguards of different Manufacturers and different visual appearance at their own discretion.